

Business Licence Data - Analysis

Total number of licences issued by year

Year	Count
1994	27
1995	223
1996	139
1997	16
1998	21
1999	25
2000	27
2001	44
2002	35
2003	129
2004	93
2005	62
2006	66
2007	62
2008	82
2009	88
2010	120
2011	138
2012	137
2013	258
2014	229
2015	251
2016	403
2017	511
2018	815
2019	1016
Total	5017

Total number of licences issued by year

	2010	2011
Jan	10	22
Feb	6	13
Mar	9	9
Apr	11	14

May	6	9
Jun	5	24
Jul	11	11
Aug	9	8
Sep	8	12
Oct	7	7
Nov	22	5
Dec	16	4
Total	120	138

Total number of licences issued by region

New and Renewed 2019

Month	New	Renew	Total
January	118	13	131
February	77	40	117
March	106	55	161
April	76	49	125
May	93	30	123
June	74	36	110
July	89	58	147
August	69	47	116
September	88	61	149
October	88	54	142
November	64	49	113
December	74	76	150
Grand Total	1016	568	1584

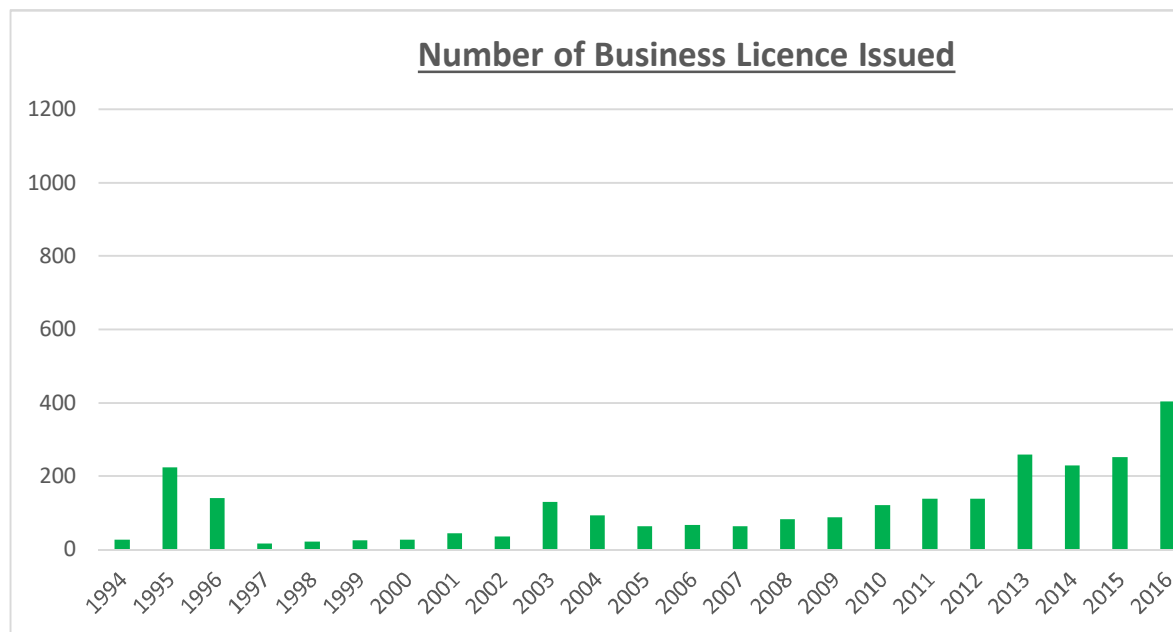
Total number of licences issued by type of licence

New

City	2019	2020
berbera	70	52
borama	56	20
burco	59	11
Gebilay	0	2

hargeisa	810	632
Laascaanod	3	13
wajaale	3	3
Sanaag	6	0
Caynaba	9	0
missing	0	1
Total general	1016	734

REPUBLIC OF SOMALILAND
Ministry of Trade and Tourism

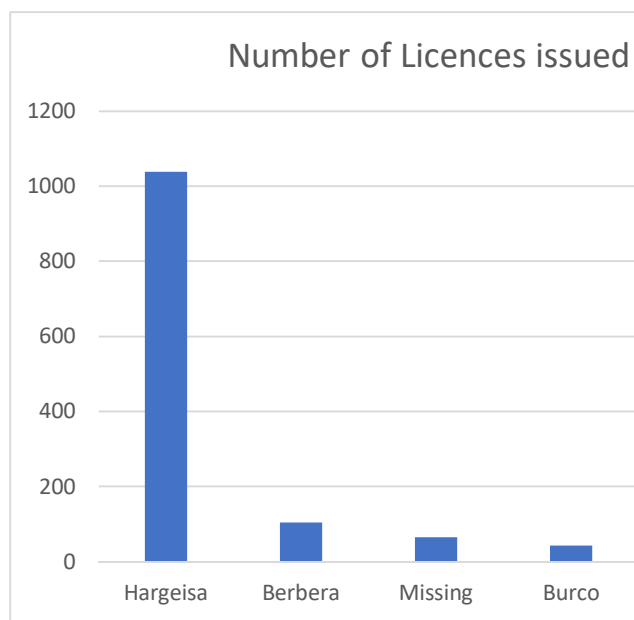


2012	2013	2014	2015	2016	2017	2018	2019
12	33	34	20	22	49	43	118
4	28	18	24	25	54	37	77
17	17	23	25	27	45	77	106
8	17	20	26	24	61	69	76

16	12	17	23	30	42	56	93
14	23	18	16	33	32	57	74
9	13	10	9	23	48	76	89
8	20	21	21	37	48	72	69
17	30	23	18	28	27	105	88
16	31	10	16	67	37	95	88
2	15	18	20	49	28	58	64
14	19	17	33	38	40	70	74
137	258	229	251	403	511	815	1016



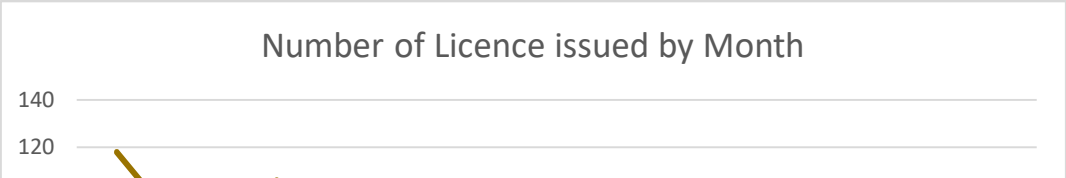
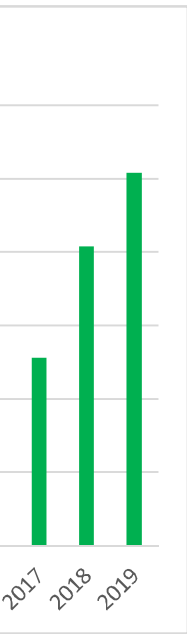
Perc new	Perc
90%	9.4%
66%	8.4%
66%	11.5%
61%	8.9%
76%	8.8%
67%	7.9%
61%	10.5%
59%	8.3%
59%	10.7%
62%	10.2%
57%	8.1%
49%	10.7%
64%	113%

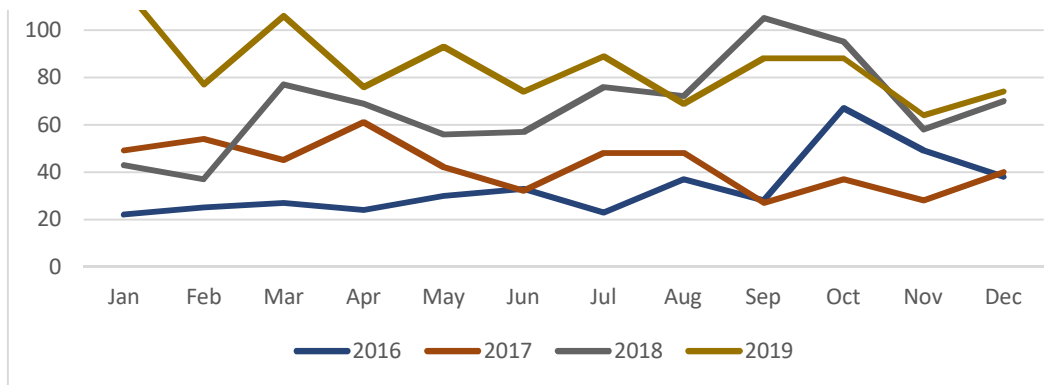


Renewed

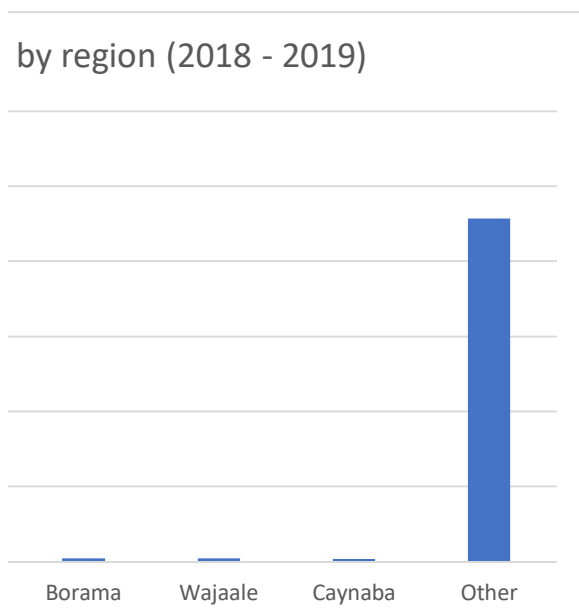
City	2019	2020
Berbera	64	67
Borama	6	16
Burco	20	16
Gebilay	0	6

Hargeisa	471	552
Laascaanod	10	2
Wajaale	5	6
Sanaag	0	0
Caynaba	1	0
missing	0	1
Total general	577	666





by region (2018 - 2019)



Location	Count
Hargeisa	1038
Berbera	104
Missing	65
Burco	42
Borama	9
Wajaale	9
Caynaba	7
Other	913



