

**REPUBLIC OF SOMALILAND
MINISTRY OF TRADE AND TOURISM**

QUARTERLY STATISTICS REPORT

Quarter I, 2022 (January-March 2022)

1st /May/2022

WITH THE PRODUCTION OF THE PLANNING AND DEVELOPMENT DEPARTMENT

Table of Contents

List of tables and figures	3
1. Introduction.....	4
2. Data analysis.....	4
2.1. Business Licensing	4
2.2. Tourism.....	6
3. Summary.....	6

List of tables and figures

Figures

Figure 4. Number of business licenses by location (1Q 2022)..... 5
Figure 5. Business licenses, issued and renewed, by business objective (1Q 2022) 5
Figure 6. Total number of tourists (foreign and local) by month (1Q 2022) 6

1. Introduction

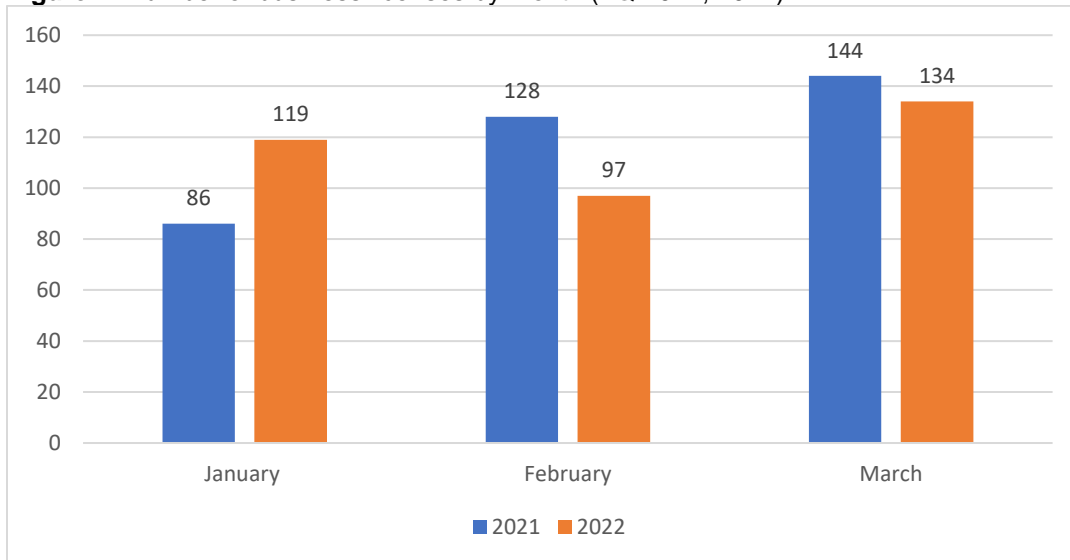
For the first quarter of 2022, this statistics report summarizes the trends in following areas (i) business licenses, and (iii) tourist visits in Somaliland. The Ministry of Trade and Tourism (MOTT) collects these statistics on a regular basis. This analysis goes into great detail about each of these categories, including the most prevalent nationality of foreign tourists and the distribution of business licenses by business type and location etc. The report summarizes the basic tenets after offering further insight on these topics.

2. Data analysis

2.1. Business Licensing

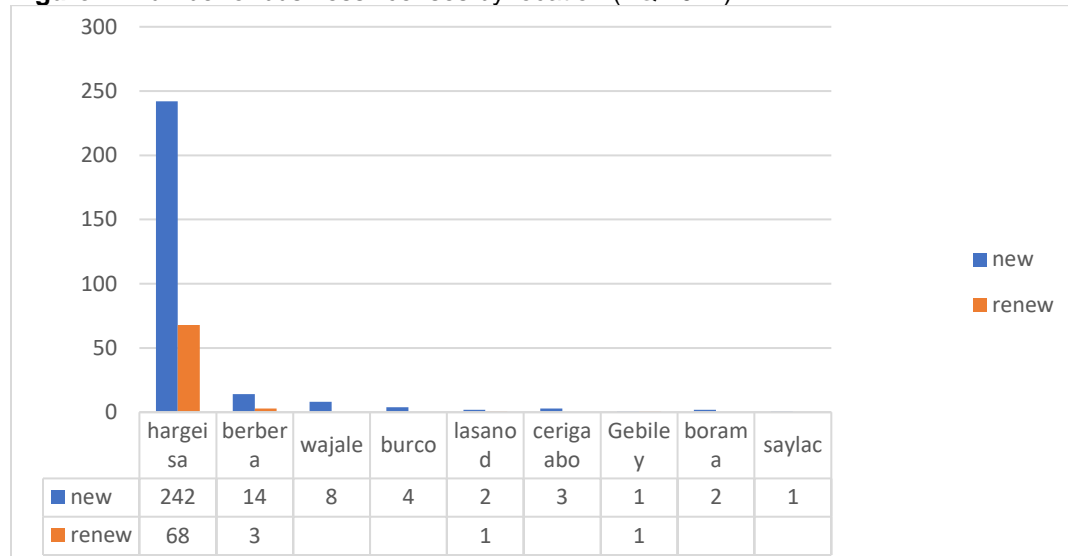
The total number of business licenses issued and renewed in the first quarter of 2022 was 352, slightly less than in the first quarter of 2021 (358) with only there is 6 in deference. In this quarter, the number of new businesses was extremely high when compared to the number of renewed. The graph shows that the number of business licenses issued and renewed decreased in February, but then climbed to 134 in the last month of the quarter (March 22). In comparison to the first quarter of 2021, the number of business licenses renewed dropped.

Figure 1. Number of business licenses by month (1Q 2021, 2022)



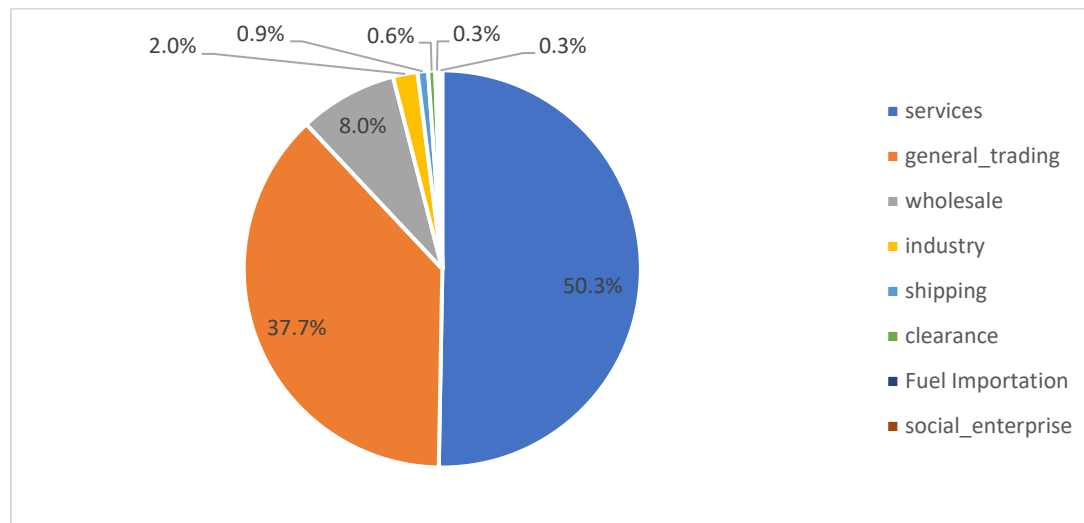
When it comes to the distribution of business licenses by location, Hargeisa, as indicated, has the most. During the first quarter of 2022, the MOTT issued and renewed 352 licenses, with more than 88 percent of those were belonging to businesses in Hargeisa.

Figure 1. Number of business licenses by location (1Q 2022)



The business licenses issued and renewed by business objective are shown in Figure 5. In the first quarter of 2022, more than half of the licenses issued and renewed were for businesses in the services category which accounted for 50.3%. General trading businesses came in second with roughly 37.7% of the total. Wholesale is the third most common type of businesses licensed, making up for only 8% of all licenses. While Industries, shipping, freight forwarders, fuel importation and social enterprises have been recorded with lowest count.

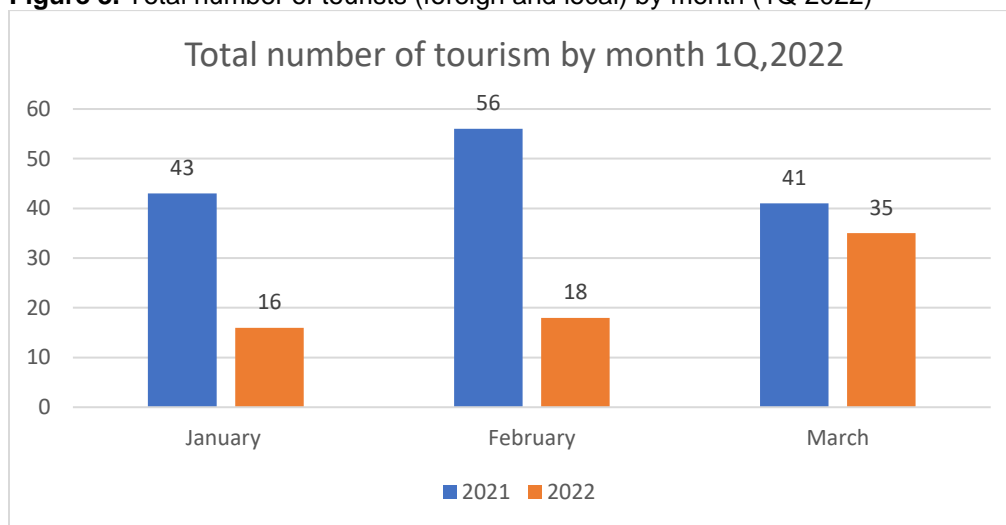
Figure 2. Business licenses, issued and renewed, by business objective (1Q 2022)



2.2. Tourism

Compared to the first quarter of 2021, the tourism industry saw a decline in the first quarter of 2022. While there were only 69 domestic and foreign visitors during this quarter, there were 140 tourists during the first quarter of 2021, which is over 50% more than this quarter. Out of these 69 visitors in this quarter, only 15 were native Somalilanders, while the other 54 were tourists from the USA, UK, Norway, Ireland, Italy, Australia, Switzerland, and Kenya. All headed to Laas Geel.

Figure 3. Total number of tourists (foreign and local) by month (1Q 2022)



3. Summary

This report has summarised the data collected by the MoTIT during the first quarter of 2022 on the following areas: business licensing and tourism.

During this period, In the first quarter of 2022, there were 352 business licences issued and renewed in total, which is only 6 less than the first quarter of 2021 (358).

In the first quarter of 2022, the tourism sector experienced a downturn. During the first quarter of 2021, there were 140 tourists, which is 50% greater than this quarter's 69 domestic and international visitors.