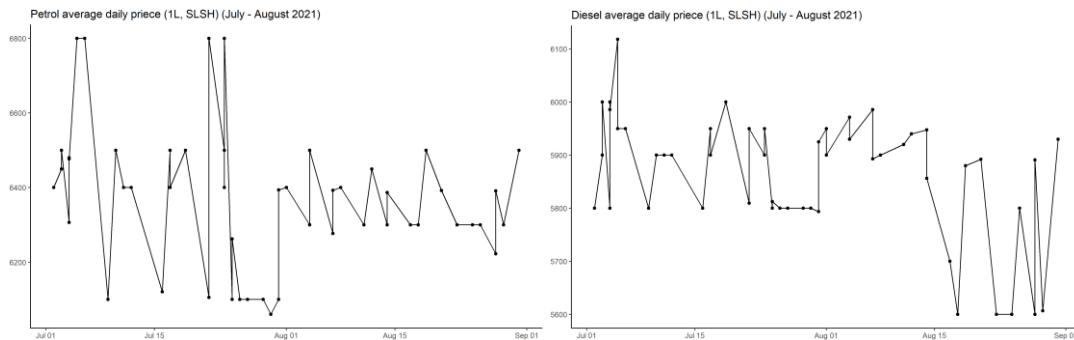


**REPUBLIC OF SOMALILAND**  
**MINISTRY OF TRADE AND INVESTMENT**

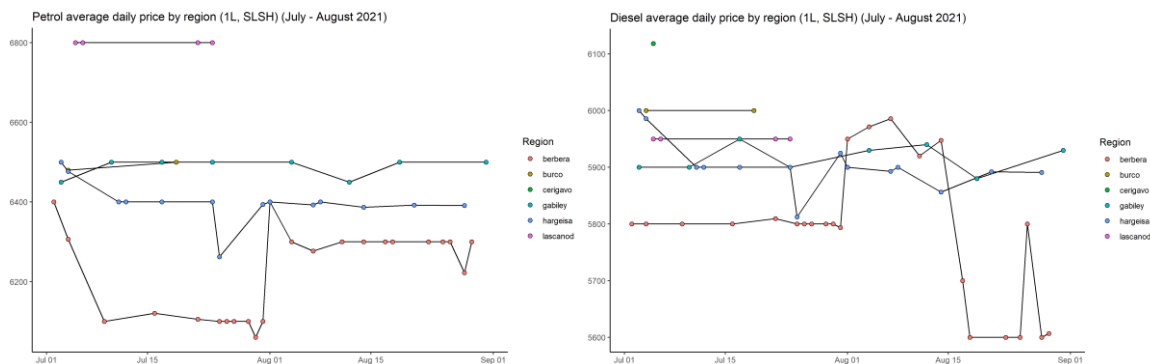
**Brief report on fuel price evolution in July and August 2021**

*14 September 2021*

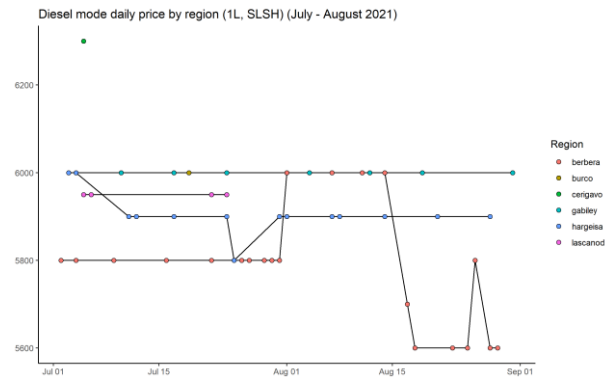
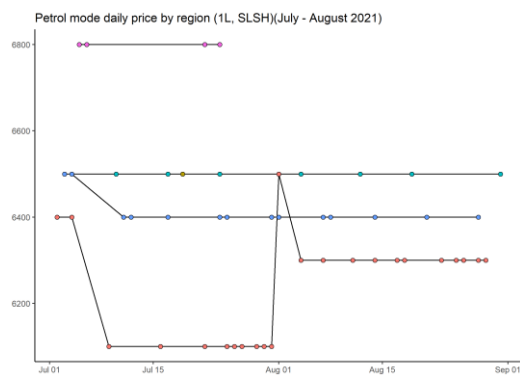
Fuel prices in July and August remained fairly stable. The average diesel price stood between 5800 and 6000 SLS/L, while the average petrol price stood between 6200 and 6600 SLS/L, approximately. In some days, the diesel average price experienced a higher fluctuation, and prices went down to between 5600 and 5900 SLS/L.



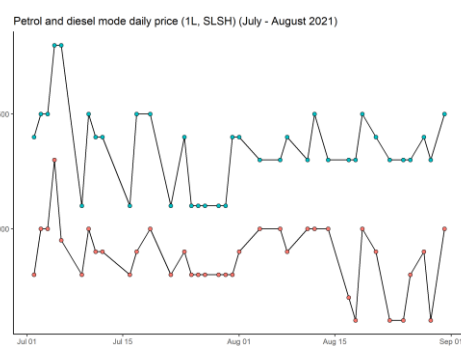
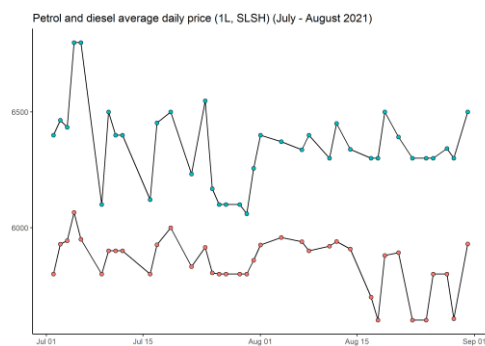
The diesel price by region remained stable for Gabiley and Hargeisa, while in Berbera prices fluctuated downwards in August, reaching 5600 SLS/L. Petrol prices followed a similar trend except in the case of Berbera. In contrast to diesel prices, petrol prices fluctuated upwards, standing between 6100 SLS/L in July and 6300 SLS/L in August, approximately. Berbera continues to have the lowest diesel and petrol average prices. Differences between regions, however, are not large. Not enough data were available to draw conclusions on the price of fuels in Ceerigavo, Burco, and Laascaanod.



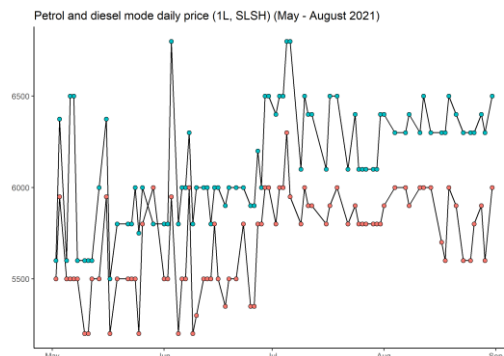
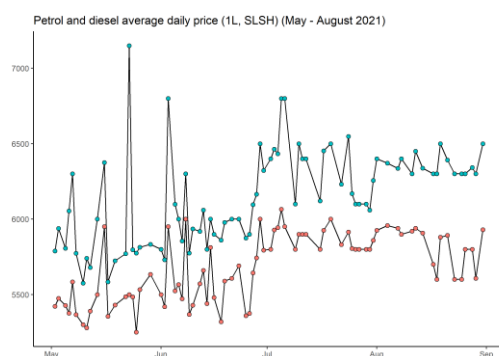
The graphs below show price fluctuations based on the daily mode (most frequent price), rather than the daily average, by region. This may help get a better understanding of the exact, rather than average, prices used and their evolution. The same conclusions apply.



The two graphs below show petrol and diesel average price trends together. The conclusions above hold and the graph indicates that the 500 SLS/L difference between petrol and diesel remains present. For the sake of clarity and comparison, the second graph (right) shows mode prices rather than average prices.



Overall, the evolution of petrol and diesel prices represent a cap in the upward trend prices were experiencing in late June and early July. This is probably the result of the price structures published by the Ministry of Trade and Tourism.



It should be noted, however, that in contrast to data for May and June, fuel price trends for August do not incorporate data from Borama, Burco, Ceerigavo, Laascanod. This might distort the analysis of the overall price evolution throughout the period May-August. Graphs should therefore be taken with care. The overall conclusions with respect to the overall price performance, though, most probably remain valid.

